

BEST STOCKS NOW! Weekly report

by Bill Gunderson-Professional Money Manager, author of Best Stocks Now, and creator of BestStocks Now App.

October 21, 2011

WEEK	Fri. 10/14 CLOSE	Fri. 10/21 CLOSE	Week Change	Week Pct. Change
NASD	2667.85	2637.46	-30.39	-1.1%
S&P500	1224.58	1238.25	13.67	1.1%
DJIA	11,644.49	11,808.79	164.30	1.4%
10yr Bd.	2.23%	2.20%	-0.03%	-1.3%
Oil	87.29	85.22	-2.07	-2.4%
Gold	1681.70	1640.00	-41.70	-2.5%

	12/31/10 Value	Fri. 10/21 Close	2011 YTD	YTD Pct. Change
NASD	2652.87	2637.46	-15.41	-0.6%
DJIA	11577.00	11808.79	231.79	2.0%
S&P500	1257.64	1238.25	-19.39	-1.5%
10yr Bd.	3.30%	2.20%	-1.100%	-33.3%
Oil	91.50	85.22	-6.28	-6.9%
Gold	1421.10	1640.00	218.90	15.4%

As seen and heard on:



<http://www.youtube.com/watch?v=bOwWvEBKTx4>



S&P RETURNS

1 Mo. Total Return of S&P 500	0.5%
3 Mo. Total Return of S&P 500	-7.7%
6 Mo. Total Return of S&P 500	-7.9%
1 Yr. Total Return of S&P 500	3.3%
3 Yr. Avg. Tot. Return of S&P 500	10.1%
5 Yr. Avg. Total Return S&P 500	-2.3%
10 Yr. Avg. Total Return S&P 500	1.1%
25 Yr. Avg. Total Return S&P 500	6.9%



Bill Gunderson's book AVAILABLE NOW at:

<http://www.pwstreet.com/book>

The S&P 500 and the DJIA both finally broke out of their trading ranges on Friday, just as the Nasdaq did last week. It is still a little premature to say that we now have a new uptrend underway, but these breakouts are a very important part of that process. I also noted many leading stocks this past week that broke out to the upside. You can review the tweets that I sent out this past week on breaking stocks, on the home page of my website-www.pwstreet.com.

Earnings came gushing in this past week and so far 70% of companies that have reported beat their earnings estimates. One of the notable exceptions was Apple, which delivered a rare miss, but iPhone 4s sales are setting records for the company. Speaking of Apple, I am happy to finally announce that the full version of my Best Stocks Now App is now available at the Apple App Store! The Android version should be done in about 3-4 weeks along with the PC version. I have never seen anything like my Best Stocks Now app anywhere. I know you will find it to be a very useful tool.

I had county assessor, Ernie Dronenburg on my show on Friday. I was not happy at all with the answers that I got from him on the botched assessment of my office. Everyone should file for an appeal!

<http://www.sdcounty.ca.gov/cob/aab/filingguide.html>

Listen to my live, radio show, "Positively Wall Street" 7am-8am PST, Mon.-Fri. on AM1000 KCEO. Subscribe to the podcast.

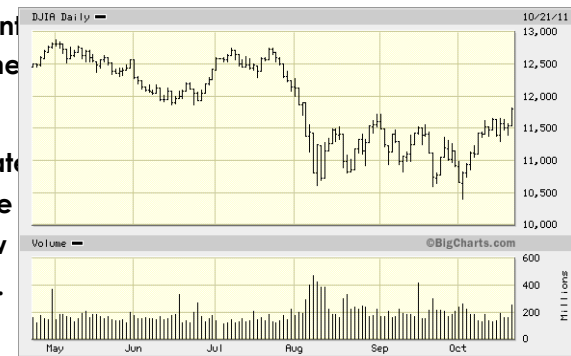
Archived on iTunes and my website: <http://www.pwstreet.com/radio-show-archives/>

Listen live anywhere in the world: <http://www.kceoradio.com>

Replays at 9PM PST.

Listen on your iPhone by downloading BEST STOCKS NOW LITE app.

Six Month Chart of DJIA. Note the BREAKOUT on Friday.



Bill Gunderson

Follow me on Twitter

@billgunderson

THE BIG PICTURE (Bull Market March 6, 2009-August 1, 2011-R.I.P) Current forward PE of 2,700 stocks is 13.84

BEAR ALERT THAT I SENT OUT ON JULY 29, 2011 AFTER A 30 MONTH OLD BULL MARKET IS CURRENTLY STILL IN EFFECT. Still choppy and sideways action. Nasdaq breaks out.

Bill Gunderson in the news recently-Where will I show up next?

<http://www.youtube.com/watch?v=vABfn2LIK4>
<http://www.youtube.com/watch?v=QvUfYg1HBb0>
<http://pwstreet.com/tvappearances/>

Bill Gunderson Debates Postal Workers Union Boss on "Fox & Friends"
 Bill Gunderson discusses the Solyndra debacle with Megyn Kelly of Fox News
 Bill Gunderson debates Solar with a solar exec. On Fox's Nightly Scoreboard.



<http://www.wor710.com/Gov-Paterson-Talks-About-Solyndra-with-Bill-Gunder/11007037>
http://media.bloomberg.com/bb/avfile/Markets/Analyst_Calls/vbzglLbq7i9Q.mp3
http://www.thestreet.com/video/index.html?cm_ven_int=navvideos#1205464906001
http://www.bostonherald.com/news/opinion/op_ed/view/2011_1004ge_generation_lacks_answers/
<http://seekingalpha.com/article/297932-how-would-vf-corp-look-in-your-portfolio-right-now>
<http://seekingalpha.com/article/298191-kinder-morgan-for-dividends-and-growth>
http://www.foxbusiness.com/on-air/scoreboard/index.html#/v/1217922765001/solyndra-ceo-resigns/?playlist_id=87066
<http://pwstreet.com/radio-show-archives/>
<http://seekingalpha.com/article/300251-kinder-morgan-s-el-paso-acquisition-is-a-smart-move>
<http://seekingalpha.com/article/300864-ge-dividend-vs-mcdonald-s-dividend-both-companies-report-today>

Bill Gunderson discusses Solyndra with ex-Governor Paterson of New York.
 Bill Gunderson discusses the President's Job's Commission with Pimm Foxx & Courtney Donahue
 Video of Bill Gunderson discussing Job's Commission with Debra Borchardt of T.theStreet.com
 Bill Gunderson's Op-Ed piece in the Boston Herald
 Bill Gunderson's article in SeekingAlpha about VF Corp. (VFC)
 Bill Gunderson's article in SeekingAlpha about Kinder Morgan (KMP)
 Bill Gunderson debates the future of solar power with CEO of Westinghouse Solar on Fox Business Channel
 Bill Gunderson tries to get straight answers from county assessor, Ernie Dronenburg re: assessments.
 Bill Gunderson's article in seeking alpha about Kinder Morgan acquisition of El Paso
 Bill Gunderson's latest seeking alpha article: GE vs MCD.

GUNDERSON "A" RATED STOCKS HITTING NEW WEEKLY HIGHS-The list grew considerably this past week.

AGN	AIRM	ALXN	AMZN	ATVI	BBBY	BMRN	CELG	DECK	DG
DLTR	ENB	GCO	HANS	IBM	LKQX	NUAN	OKS	PRA	PSMT
QCOR	RAI	RLI	ROST	SAFM	SBUX	SMBL	SXL	THOR	TYL

Need help with mortgage issues? Craig Brock is the man. Hear his daily take on the bond market. INTEREST RATES NEW ALL-TIME LOWS THIS PAST WEEK!
 and interest rates on "Positively Wall St." Craig Brock (619)602-4850. <http://www.ranchofinancial.com/craigbrock/>

GUNDERSON CONSERVATIVE MODEL "A" PORTFOLIO

Year-to-Date: +1.93% (Includes 2% annual mgt fee and \$7 trades)

S&P 500 ytd -1.54%

2010=12.55%

Past Performance may not be indicative of future results.


Ahead of S&P by: 3.47%

Performance of Managed Accounts may do better or worse than this Model.

Port. performance includes dividends.

CONSUMER					FINANCIAL					
Add Date	99	Name and Add Price	Current	Pct. G/L	Under Consideration	Add Date	Sym.	Name and Add Price	Current	Pct. G/L

This Area for Clients & Subscribers Only



GUNDERSON INCOME MODEL "A" PORTFOLIO (Aug. 5, 2011 Inception)

NEW!!!

Since Inception 8/5/2011=(+2.06%-Includes 2% annual mgt fee and \$7 trades)

S&P 500 Since Inception (+3.24%)

Past Performance may not be indicative of future results.

AHEAD OF S&P 500 BY -1.18%

Performance of Managed Accounts may do better or worse than this Model.

Port. performance includes dividends.

<u>Add Date</u>	<u>Sym.</u>	Mortgage Reit's <u>Name and Add Price</u>	<u>Current</u>	<u>Pct. G/L</u>	<u>Yield</u>	<u>Under Consideration</u>
This Area for Clients & Subscribers Only						

NEW THIS WEEK: None
SOLD THIS WEEK:

*Portfolio as of CLOSE on 10/21/2011
*All current prices as of CLOSE on 10/21/2011

Need help with your taxes? Randy Goodsell, CPA. He is my CPA. (619)238-4343

<http://www.goodsellco.com>

Need help with prime Southern California Real Estate? Scott Voak (888)311-6311. Listen to Scott's commentary on "Positively Wall Street"

Get his weekly newsletter by visiting: <http://www.voakhomes.com>

Bill Gunderson's Featured Stock of the WEEK.

Sally's Beauty Holdings-Operates beauty supply stores offering healthcare products, cosmetics, and other beauty items worldwide.

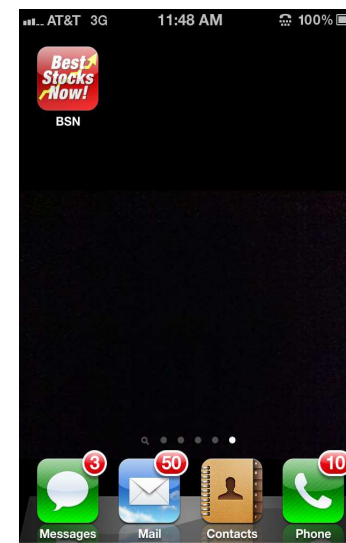
Best Stocks Now Life iPhone View-Full Version soon!

McDonald's Corp	
Sector	Consumer
Market Cap	95,250,000,000
Size	Large-Cap
Risk Profile	Conservative
Valuation 10/21/11	
Last Closing Price	\$92.32
Last Change	3.31
Next Yr EPS Est	\$5.70
Forward PE Ratio	16.20

Valuation 10/21/11	
Last Closing Price	\$92.32
Last Change	3.31
Next Yr EPS Est	\$5.70
Forward PE Ratio	16.20
Est 5Yr Annual Gr	10.00%
5Year Target Price	\$148.64
Dividend Yield	3.10%
5Yr Tot Ret Pot	76.5%
Gunderson Value Grade	
B-	

Performance of mcd vs S&P 500		
1 Mo Total Return	5.5%	-0.0%
3 Mo Total Return	6.7%	-13.0%
12 Mo Total Return	21.3%	0.4%

Gunderson Stock Grade	
A-	
Overall Ranking: 80 / 2704	



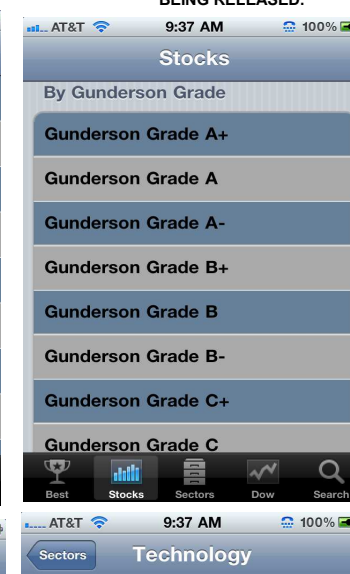
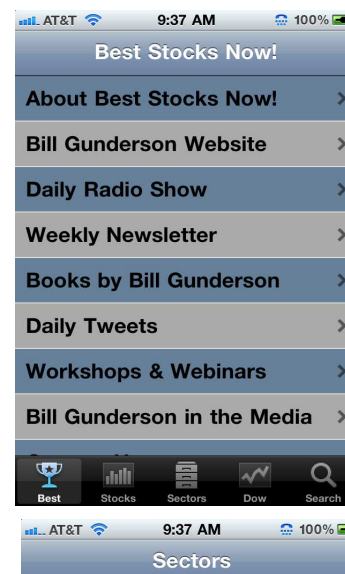
iPhone App

THE FULL VERSION OF THE APP IS CURRENTLY AVAILABLE at the Apple app store!

THE ANDROID VERSION OF THE APP IS ALSO CLOSE TO BEING RELEASED.

THE PC VERSION OF THE APP IS ALSO CLOSE TO BEING RELEASED.

Learn more about the above by clicking link below.
<http://www.youtube.com/watch?v=vcah2oqYmzs>



Momentum Grade	B+	C
3 Yr Avg Tot Ret	22.7%	3.3%
5 Yr Avg Tot Ret	21.4%	-2.9%
10 Yr Avg Tot Ret	15.2%	0.8%
Performance Grade	A-	C
2008 Total Return	8.6%	-38.5%
Safety Grade	A-	C

THIS APP PROVIDES GENERAL INFORMATION AND IS NOT AN OFFER TO BUY OR SELL ANY SECURITY, IT IS THE SOLE OPINION OF THE CREATOR, BILL GUNDERSON. BILL GUNDERSON IS PRESIDENT OF GUNDERSON CAPITAL MANAGEMENT INC. A REGISTERED INVESTMENT ADVISORY FIRM LOCATED AT 550 SEAGAZE DR. #16 OCEANSIDE, CALIFORNIA 92054

A	A
Aerospace	B
Agricultural	D
Auto	F
B	H
Banks	J
Basic Materials	M
C	O
Consumer	R
Cyclical	U

A-	Ansys Inc ANSS
A	Apple Computer AAPL
C	Applied Materials Inc AMAT
C-	Applied Micro Circuits AMCC
B+	Ariba Inc ARBA
B	Arris Grp Inc ARRS
B-	Arrow Electronics Inc ARW
B	Aruba Networks ARUN
B	AsiaInfo Hldgs Inc

iPhone App developed by Bill Gunderson & Douglas Apperley

PREVIOUSLY FEATURED STOCKS

My average featured stock has beat the S&P 500 by: **23.0%** !



<u>Featured</u>	<u>Symbol</u>	<u>Name</u>	<u>Featured Price</u>	<u>Current Price</u>	<u>Pct. Chg.</u>	<u>S&P 500</u>	<u>Sector</u>	<u>5 Yr. Target</u>	<u>5yr. Upside Potential</u>	<u>Gunderson Grade</u>
										A-
										A
										A
										A
										A-
										A-
										B+
										A
										A-
										A-
										A
										A
										A+
										B+
										A-
										A-
										A
										A-
										A-
										A+
										B+

This Area for Clients & Subscribers Only

A
A-
A
A
A
A
A-
A
A
B+
B+
B
A+
A+
A

Featured stock movers for the week:

<u>Consumer</u>	<u>Pct.</u>
DPZ	13.90%
TSCO	9.00%
SBH	6.30%
BJRI	4.20%
ROST	2.60%
NUS	2.40%
DG	1.70%



<u>Medical</u>	<u>Pct.</u>
ALXN	2.40%
<u>Income</u>	<u>Pct.</u>
KMP	7.00%
EPD	1.80%



<u>Oil & Gas</u>	<u>Pct.</u>
BEXP	20.40%
<u>Other</u>	<u>Pct.</u>
SEB	5.00%



<u>Industrial</u>	<u>Pct.</u>
BWA	1.90%



<u>Technology</u>	<u>Pct.</u>
-------------------	-------------

<u>Commodities</u>	<u>Pct.</u>
--------------------	-------------



GUNDERSON AGGRESSIVE GROWTH MODEL PORTFOLIO

Year to date -6.33% (Includes 2% annual mgt fee and \$7 trades)

S&P 500 ytd 0.00%

Model Port.
2010 17.5%

Model Port.
2009 26.8%

Past Performance may not be indicative of future results. Performance calculations (including complete transaction history) available upon request.

Ahead of S&P by: -4.79%

Performance of Managed Accounts may do better or worse than this Model.

<u>Add Date</u>	<u>Sym.</u>	<u>Name & Add Price</u>	<u>Current</u>	<u>Pct. G/L</u>	<u>Under Consideration</u>	<u>Add Date</u>	<u>Sym.</u>	<u>Name & Add Price</u>	<u>Current</u>	<u>Pct. G/L</u>
		OIL & GAS						MEDICAL		

This Area for Clients & Subscribers Only

Model Portfolio performance as of Close on 10/14/2011

***All Stocks are equally allocated (4.0%) except for cash**

For current Model Portfolio Target Prices, see FEATURED STOCK OF THE WEEK section of newsletter.

All add date prices at close of day on add date (adjusted for dividends and splits)

INTERNATIONAL AND EMERGING MARKET WATCH:

World Markets WEAK. I would still avoid EMERGING MARKETS despite the big move in them this past week.

I like EUM, EFZ, and YXI instead. Inverse ETFs.

		<u>2011 ytd</u>
Thailand	THD	-12.4%
Europe	EFA	-10.5%
Canada	EWC	-12.2%
Japan	EWJ	-12.1%
Mexico	EWW	-15.6%
China	FXI	-22.3%
Peru	EPU	-23.0%
Russia	RSX	-23.6%
Brazil	EWZ	-25.6%
India	INP	-27.5%
Vietnam	VNM	-31.9%
Chile	CH	-31.6%



COMMODITIES-Commodities very soft. Global recession looming? Gold has pulled back to LT support

		<u>2011 YTD</u>
Gold	GLD	13.7%
Silver	SLV	1.0%
Grains	JJG	-13.4%
Oil	USO	-13.2%



Cotton	BAL	-17.6%
Coal	KOL	-24.1%
Copper	JJC	-29.1%
Steel	SLX	-33.6%



Shorting Ideas



OPEN

Amer. Int. Gr.	AIG	August 5, 2011
First Solar	FSLR	May 27, 2011
Sprint Nextel	S	October 7, 2011
Yingli Gr. Energy	YGE	10/21/2011

Start Price

\$25.10	\$24.01
\$121.37	\$53.77
\$2.45	\$2.77
\$3.58	\$3.58

10/14/2011 Price

Pct. Gain

4.3%
55.7%
-13.1%
0.0%

Can't get out of their own way.
 Nice gain so far. Short everything solar! Solyndra is a huge story.
 One of the worst stocks in the entire market!
 Short everything under the sun!

CLOSED

Frontline	FRO	June 10, 2011
Goldman Sachs	GS	September 9, 2011
UBS	UBS	September 30, 2011
Daimler	DDAIF	September 9, 2011
Toll Brothers	TOL	September 9, 2011

\$15.84	\$11.81
\$102.57	\$102.09
\$11.43	\$12.45
\$43.96	\$51.10
\$15.65	\$18.09

25.4%	7/29-Took profit!
0.5%	10/21/2011-Cover Short
-8.9%	10/21/2011-Cover Short
-16.2%	10/21/2011-Cover Short
-15.6%	10/21/2011-Cover Short

AVERAGE AVG.

3.6%

UNDER CONSIDERATION



Xerox	XRX
Sunpower	SPWRA
Eastman Kodak	EK

401(k) Current Basic Allocation This Area for Clients & Subscribers Only

- Best Bond Fund Choices that you have:
- Best Large Cap Choices that you have:
- Best Mid Cap Choices that you have:
- Best Small Cap Choices that you have
- Best Nat. Resource (GOLD) Choices that you have:
- Best Technology Choices that you have:
- Best International Choices that you have:
- Cash

TOTAL

100.0%



I will manage your 401(k) for just \$295 per year. Call me toll free at (855)611-BEST for more info.

AMERICA'S INCOME than our leaders!)

2010 Budget ~~2009~~ Budget

A new era of responsibility

Gross Re ### ## ## ## ## **###** Incre
51% of A
no income taxes.

Mandatory Spending

Social Se	##	##	##	##	##	##	##
Welfare/	##	##	##	##	##	###	Incr
Medicar	##	##	##	##	##	##	Incr
Interest	##	##	##	##	##	###	Incr

Total Ma ### ## ## ## ## **###** Incre

Discretionary

Defense	##	##	##	##	##	###	Incre
Health/H-	##	##	##	##	##	##	Incre
Dept. of	##	##	##	##	##	##	Incre
Dept. of	##	##	##	##	##	##	Incre
Dept. of	##	##	##	##	##	###	Incre
HUD	##	##	##	##	##	###	Incre
Educcatic	##	##	##	##	##	###	Incre
Homelarr	##	##	##	##	##	##	Incre
Dept. of	##	##	##	##	##	##	Dec
Dept. of	##	##	##	##	##	##	Incre
Dept. of	##	##	##	##	##	##	Incre
NASA	##	##	##	##	##	##	Incre
Dept. of	##	##	##	##	##	###	Incre
Dept. of	##	##	##	##	##	##	Incre
Dept. of	##	##	##	##	##	##	Incre
Dept. of	##	##	##	##	##	##	Incre
EPA	##	##	##	##	##	###	Incre
Soc. Sec	##	##	##	##	##	##	Incre

Note: The government accountability material control weaknesses, significant

2012 United States bama
2011 United States bama
2010 United States bama
2009 United States bama

Total Spendir ### | Obama ### **Increase**

2008 United States Bush
2007 United States Bush
2006 United States Bush
2005 United States Bush

Total Spendir ### al Bush

Do Corporati Yesssss!!!

Exxon Mobil

###

Gross Re ### # # # # # # # # # # **###** Incr

Net Inco ### # # # # # # # # # # **###** Incr

Income ' ### # # # # # # # # # # **###** Incr

Rate ### ###

How About GNooooooooo!!!!

General Electric

###

Gross Re ### # # # # # # # # # # **###** Dec

Net Inco ### # # # # # # # # # # **###** Incr

Income ' ### # # # # # # # # # # **REFL**

Rate ### Con ###

STATEMENT (How wo

ease

ease

ease

ease

ease

ease



case

case

case

case

case

case

case

case

case

case

case

case

case

case

case

case

case

ease

rease

ease

ease

e |

rease

ease

le?



ease



ease

##

###



DP by 2020)

###



*lity office was unable to provide an
cant uncertainties, and other limitat*

over Bush



ease

ease

ease

rease

ease

Did you balance the I

*audit opinion on the 2010 financial
ions. Huh???*

budget? - you could n

statements due to widespread

lot do any worse